

Field wiring Cabtite – Easy Cable Entry System!

NEW



Do you really need a plug-in connector on the out-side of your switchgear cabinet?

Or do you simply just want to make connections?

Now you can save space, time and money with Cabtite.

Cabtite makes it possible for you to insert your prepared connectors through the cabinet wall and, at the same time, achieves a protection classification of IP54 (NEMA 4).

The manufacturer's guarantee remains valid, because the cable does not have to be cut.

Furthermore, the rectangular panel cutout frames fit exactly into the standard cutout for heavy duty connectors. This makes it possible to accommodate up to 40 connectors in a very confined space.

The individual elements of the system have countless options for combining, because the same sealing grommets are utilized for the inlet frames and cable glands.

When used for measurement circuits, servo cables, computer cables or fieldbus systems, it is suitable for the following applications:

- Control engineering
- Switchgear cabinet manufacture
- Motor vehicle manufacture
- Systems engineering
- Mechanical engineering
- Electrical installation

United States

W Interconnections, Inc.
821 Southlake Blvd.
Richmond, Virginia 23236
Telephone: (800) 849-9343
Facsimile: (804) 379-2593
Email: info@weidmuller.com
Website: www.weidmuller.com

Canada

W Interconnections Canada, Inc.
10 Spy Court
Markham, Ontario L3R 5H6
Telephone: (800) 268-4080
Facsimile: (905) 475-2798
Email: info1@weidmuller.ca
Website: www.weidmuller.ca

Mexico

W Interconnections, S.A. de C.V.
Ave. Ingenieros Civiles 204-B
Conjunto Industrial Chachapa
Chachapa Amozoc, Puebla
72990, Mexico
Telephone: (52) 222 286 62 47
Facsimile: (52) 222 286 62 46


Cabtite – Cable Entry System!

KEL – How does it work?



1. The grommet is fitted around the cable.

Important: choose a grommet with an appropriate clamping range for the diameter of the cable!



2. Press the grommet with the cable into the open cable inlet frame.

Important: the flat side of the grommet must face upwards!



3. Assemble the two halves of the cable inlet frame together using M5x50 Allen screws.

The Allen screws are included in the range of supply.

This achieves an integrated strain relief in accordance with VDE 0619 (VDE = German Association for Electrical, Electronic and Information Technologies).



4. Finally, the rubber seal is glued around the cabinet panel cutout and the cable inlet frame is secured with 4 screws. The cable entry is now complete, and has a protection class of IP54 (NEMA 4)!

Advantage: The panel cutout frames are the same as those used for heavy duty connectors. They are offered by switchgear cabinet manufacturers.

You do not require a new punching die!

Cabtite – Cable Entry System!

Cabtite KEL cable inlet frames



KEL 16/8 with 8 small grommets



KEL 16/4 closed half-shell and 4 small grommets



KEL 24/10 with 10 small grommets



KEL 24/7 with one large and 6 small grommets

- Feeds through prefabricated wiring in confined spaces.
- Two-piece two-tier system
- Fast and easy mounting
- Standard panel cutout frames for 16- and 24-pole industrial plug-in connectors
- The predefined gap achieves a minimum protection classification of IP54 (NEMA 4)
- Large numbers of cables in very confined spaces
- Retrospective mounting of prefabricated wiring possible
- The manufacturer's guarantee covering the prefabricated cables remains valid
- Integrated strain relief in accordance with VDE 0619
- Lock nuts ensure that working "overhead" is not a problem

Technical data

Material	Polyamide, free from halogens and silicone
Color	black
Temperature range	-20°C - 100°C
Ingress protection	IP54, when the correct cable grommet is selected
Flammability acc. UL94	V0

Ordering data

Size equivalent to 16-pole HE inserts (Group Size 6)

Type	Number of grommet positions		Part No.
	small	large	
HDC KEL 16/2	-	2	1825860000
HDC KEL 16/4	4	- *)	1825900000
HDC KEL 16/5	4	1	1849770000
HDC KEL 16/8	8	-	1825910000

*) with closed half-shell

Size equivalent to 24-pole HE inserts (Group Size 8)

Type	Number of grommet positions		Part No.
	small	large	
HDC KEL 24/4	2	2	1825930000
HDC KEL 24/5	5	- *)	1825940000
HDC KEL 24/7	6	1	1849760000
HDC KEL 24/10	10	-	1827760000

*) with closed half-shell

Cabtite KEL SNAP frame



KEL 16 SNAP



KEL 24 SNAP

Snap frame to mount the cable inlet frame into the switchgear cabinet.

- The KEL can be mounted quickly without tools
- The KEL need not be mounted or dismantled to add or remove individual cables
- The drilling pattern is identical with that of the KEL
- Seals are already integrated on both sides
- Switchgear cabinets can be fitted with KEL Snap in advance
- KEL Snap is available for KEL 16 and KEL 24

Technical data

Material	Polyamide, free from halogens and silicone
Color	black
Temperature range	-20°C - 100°C
Ingress protection	IP54, when the correct cable grommet is selected
Flammability acc. UL94	V0

Ordering data

Type	for KEL	Part No.
HDC KEL 16 SNAP	16	1827770000
HDC KEL 24 SNAP	24	1827780000

Cabtite – Cable Entry System!

KVT – How does it work?




1. The grommet is fitted around the cable.

Important: choose an appropriately sized grommet for the diameter of the cable!



2. Press the grommet with the cable into the open cable gland.
The flat sides of the grommet must face upwards when using the KVT 63/4!



3. Squeeze the two halves of the cable gland together until they lock together with an audible "click".

4. The seal, which is also supplied, is placed over the thread.
The cable gland is then mounted into the hole and, if necessary, secured with a lock nut.

Cabtite – Cable Entry System!

Separable cable gland Cabtite KVT



KVT 32

KVT 63-1



Separable cable gland KVT 32



Separable cable gland KVT 63-4 grey

KVTs are used to feed through prefabricated cables when space is tight or a low number of cables is required. As is the case with its big brother, the KEL, this product is also a two-piece system for easy assembly using the same cable grommets.

The preassembled KVT32 can be used for hole diameters up to 35 mm, the KVT63 for hole diameters up to 65 mm (2.56 in.). The sealing ring is also included.

- This two-piece system means that the size of the plug-in connector to be fed through is limited only by the size of the hole diameter.
- Two-piece two-tier system
- Fast and easy mounting
- The predefined gap achieves a minimum protection classification of IP54 (NEMA 4)
- Large numbers of cables in very confined spaces
- Retrospective mounting of prefabricated wiring possible
- The manufacturer's guarantee covering the prefabricated cables remains valid
- Integrated strain relief in accordance with VDE 0619

Technical data

Material	Polyamide, free from halogens and silicone
Ingress protection	IP54, when the correct cable grommet is selected
Flammability acc. UL94	V0

Ordering data

Type	Thread	For grommet small/large	Part No. grey	Part No. black
HDC KVT 25	M 25 x 1.5	1/-	1826660000	1828260000
HDC KVT 32	M 32 x 1.5	1/-	1826670000	1828270000
HDC KVT 63-4	M 63 x 1.5	4/-	1828230000	1828280000
HDC KVT 63-1	M 63 x 1.5	-/1	1828240000	1828290000
KGM-SUB-D9	M 32 x 1.5	Lock nut for D-Sub 9	1828250000	1828300000

Cabtite specimen set



Get a feel for the Cabtite system with our Cabtite sample set.

It contains cable inlet frames, snap frames, separable cable glands as well as diverse cable grommets.

Ordering data

Type	Part No.
Cabtite Sample Kit	1849780000

Cabtite – Cable Entry System!

Cable grommets



Small cable grommets, grey KT3, KT5, KT12 and KT15



Small cable grommets, grey KT2/4, KT2/6, KT4/5 and KT-ASI



Large cable grommet, grey KT25



Large blanking plug, grey BTG



Large adapter grommet ATG for small cable grommets

Technical data

Color	grey	black
Material	Elastomers halogens and silicone free	Elastomers with very high resistance against chemicals
Flammability acc. UL94	V0	

Ordering data

Cable grommets, small

Type	Clamping range in. (mm)	Part No.	
		grey	black
HDC KT 3	0.12 - 0.15 (3-4)	1826460000	1827790000
HDC KT 4	0.15 - 0.20 (4-5)	1826470000	1827800000
HDC KT 5	0.20 - 0.24 (5-6)	1826480000	1827810000
HDC KT 6	0.24 - 0.28 (6-7)	1826490000	1827830000
HDC KT 7	0.28 - 0.31 (7-8)	1826500000	1827840000
HDC KT 8	0.31 - 0.35 (8-9)	1826510000	1827850000
HDC KT 9	0.35 - 0.39 (9-10)	1826520000	1827860000
HDC KT 10	0.39 - 0.43 (10-11)	1826530000	1827870000
HDC KT 11	0.43 - 0.47 (11-12)	1826540000	1827880000
HDC KT 12	0.47 - 0.51 (12-13)	1826550000	1827890000
HDC KT 13	0.51 - 0.55 (13-14)	1826560000	1827900000
HDC KT 14	0.55 - 0.59 (14-15)	1826570000	1827910000
HDC KT 15	0.59 - 0.63 (15-16)	1826580000	1827920000
HDC KTS 16	0.63 - 0.67 (16-17)	1826590000	1827930000
HDC KTS 17	0.67 - 0.71 (17-18)	1826600000	1827940000
HDC KT-ASI	for ASI cables	1826610000	1828120000
HDC KT 2/4	2 x 0.15 (2 x 4)	1826620000	1828130000
HDC KT 2/5	2 x 0.20 (2 x 5)	1826630000	1828140000
HDC KT 2/6	2 x 0.24 (2 x 6)	1826640000	1828150000
HDC KT 4/5	4 x 0.20 (4 x 5)	1826650000	1828160000

Cable grommets, large

Type	Clamping range in. (mm)	Part No.	
		grey	black
HDC KT 16	0.63 - 0.67 (16-17)	1825950000	1827950000
HDC KT 17	0.67 - 0.71 (17-18)	1826300000	1827960000
HDC KT 18	0.71 - 0.75 (18-19)	1826310000	1827970000
HDC KT 19	0.75 - 0.78 (19-20)	1826320000	1827980000
HDC KT 20	0.78 - 0.83 (20-21)	1826330000	1827990000
HDC KT 21	0.83 - 0.87 (21-22)	1826340000	1828000000
HDC KT 22	0.87 - 0.91 (22-23)	1826350000	1828010000
HDC KT 23	0.91 - 0.94 (23-24)	1826360000	1828020000
HDC KT 24	0.94 - 0.98 (24-25)	1826370000	1828030000
HDC KT 25	0.98 - 1.02 (25-26)	1826380000	1828040000
HDC KT 26	1.02 - 1.06 (26-27)	1826390000	1828050000
HDC KT 27	1.06 - 1.10 (27-28)	1826400000	1828060000
HDC KT 28	1.10 - 1.14 (28-29)	1826410000	1828070000
HDC KT 29	1.14 - 1.18 (29-30)	1826420000	1828080000
HDC KT 30	1.18 - 1.26 (31-32)	1826430000	1828090000
HDC KT 32	1.26 - 1.30 (32-33)	1826440000	1828100000
HDC KT 34	1.30 - 1.34 (33-34)	1826450000	1828110000

Blanking plugs/adaptor grommets


Type	Clamping range in mm	Part No.	
		grey	black
HDC BTK	Blanking plug, small	1828170000	1828200000
HDC BTG	Blanking plug, large	1828180000	1828210000
HDC ATG	adapter grommet, large for small cable grommets	1828190000	1828220000

Cabtite – Cable Entry System!

Cable clamping rail Cabtite KEL-EMV



Cable clamping rail KEL EMV 24/5



EMV x/3

EMV 24/5

EMV 16/4

Feeds through prefabricated cables for continuous shielding
Advantages:

- Direct, simple and quick contact to the enclosure
- Save space with up to 10 cables using the two-tier version
- Strain relief without cable ties in accordance with VDE 0619
- No EMC cable glands necessary for mains-born interference sources
- Low impedance shielding contact
- Seals using outer sheath and not the shield: higher protection class!
- Trouble-free retrospective mounting

Technical data

Material Stainless steel


Ordering data

Type	for KEL	Part No.
HDC KEL EMV 16/4	16	1825750000
HDC KEL EMV 24/5	24	1825760000
HDC KEL EMV x/3	16 and 24 transverse	1825770000

Blanking plate/blanking plug



ABD-8GR



ABD-8/6-GR

- Blanking plates can be used to cover any unused KEL panel cutout frames

Ordering data

Type	for KEL	Color	Part No.
Blanking plates			
ABD-6-GR	KEL 16	grey	1664390000
ABD-8-OR	KEL 24	orange	1664960000
ABD-8-GR	KEL 24	grey	1664970000
Blanking plug			
VP 1125-K54	KVT 25	grey	1776900000
VP 1132-K54	KVT 32	grey	1776940000
VP 1163-K54	KVT 63	grey	1776970000
Adapter plates KEL 24 for KEL 16			
ADP-8/6-OR	KEL 16	orange	1665020000
ADP-8/6-GR	KEL 16	grey	1665030000

Tools



SK WSD-S



SK-S

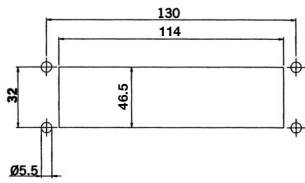
Ordering data

Type	SW	Part No.
9-piece offset screwdriver set		
SK WSD-S	1.5/2.0/2.5/3.0/4.0/5.0/6.0/8.0/10.0	9008850000
7-piece Allen key set		
SK-S	2.0/2.5/3.0/4.0/5.0/6.0/8.0	9008860000
SK-S	2.0/2.5/3.0/4.0/5.0/6.0/8.0 MR	9008860000

* with round head and MagicRing

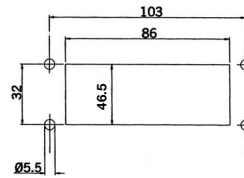
Cabtite – Cable Entry System!

KEL – cutouts comply with standard sizes for plug-in connectors



Dimensions KEL 24

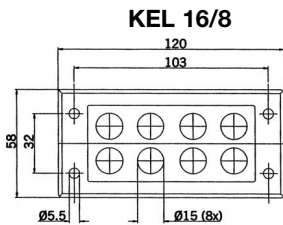
Panel Cutout
46.5 x 114 mm



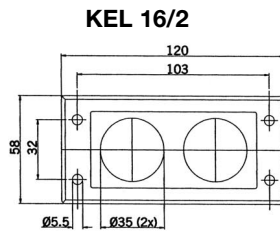
Dimensions KEL 1

Panel Cutout
46.5 x 86 mm

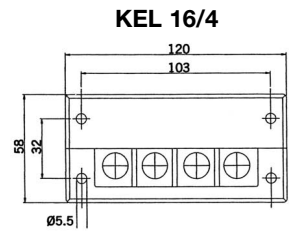
Dimensions Cabtite KEL 16



KEL 16/8

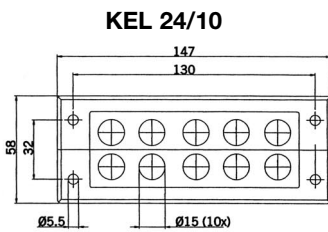


KEL 16/2

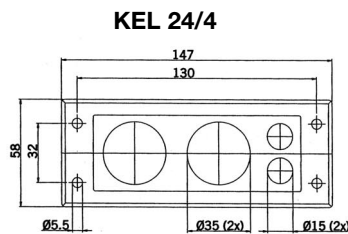


KEL 16/4

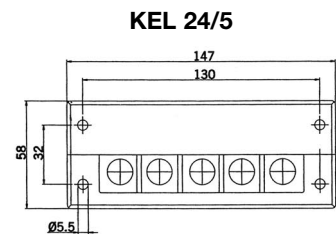
Dimensions Cabtite KEL 24



KEL 24/10



KEL 24/4



KEL 24/5